

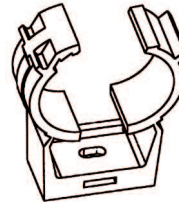
Clic Clamp

PRODUCT DESCRIPTION

Clic clamps are used for installing radiating cables in galleries and tunnels with or without spacers. The installation is very simple and quick.

FEATURES and BENEFITS

- Lock with 1 or 2 locking positions
- Automatic locking by pushing cable into clamp, reusable
- Unlocks with screwdriver
- Pivoted hangers allow installation down to -25 °C
- Slot design allows installation correction of up to 4.5 mm
- Slot for insertion of flange for rod and stud mounting



CC78

TECHNICAL FEATURES

Clic type

Clic Clamp













• Material	Pure Polyamide, halogen free, fire class UL94HB, UV-resistant	
• Environmental		
Operating Temperature	°C	-40 to +85
Installation Temperature	°C	-25 to +60
• Color	standard: black light grey (RAL 7035) by request	

Clic type		for 1/4"*	for 1/2"	for 5/8"	for 7/8"	for 1-1/4"	for 1-5/8"
• Clamping range	mm	9.5 - 11.8	14.3 - 16.8	19.5 - 21.8	27.8 - 31.2	35.5 - 39.5	46.5 - 50.5
• Max. load	N	470	600	700	850	1100	1300
• Part reference		CCRC400	CC12	CC58	CC78	CC114	CC158

* available only in light grey. Only for indoor use.

Clic Clamp

SPACERS and ACCESSORIES

Reference	Description	Use with	Picture
Spacers			
• RB80	Round base spacer 80 mm	WS125, B6/90-SS	
• RB50	Round base spacer 50 mm	WS90, B6/60-SS	
• SP45*	Rectangular base spacer 45 mm	WS90	
• SP85*	Rectangular base spacer 85 mm	WS125	
• SSP6/75/8	Stainless steel spacer 75 mm	HPM8, FN6	
* Max. Operating temperature for rectangular spacer at 60 °C			
Flat nuts			
• FN6	Flat nut M6, stainless steel	All clic clamps	
Wood screws, stainless steel			
• WS40	Wood screw 4.5 x 40 Clic Clamp without spacer		
• WS90	Wood screw 4.5 x 90	SP45 or RB50	
• WS125	Wood screw 4.5 x 125	SP85 or RB80	
Bolt with metric thread, stainless steel			
• B6/90-SS	M6 x 90, hex socket head	RB80, HPM6	
• B6/60-SS	M6 x 60, hex socket head	RB50, HPM6	
Plugs			
• P6	Nylon plug for wood screw diameter 4.5 mm	Wood screws	
• HPM6-SS	Stainless steel plug M6	Bolt B6/90-SS	
• HPM8-SS	Stainless steel plug M8	Spacer SSP6/75/8	
• HSP6/84	Stainless steel hammer set plug	FN6, RB80	
• HSP6/90	Stainless steel hammer set plug	FN6, SP85	
• Drill HSP	Drill for installation of the hammer set plugs	HSP6/90	
• Tool HSP	Setting tool of the hammer set plugs	HSP6/90	

Clic Clamp - Installation examples



Single-hand installation – a matter of course with CLIC, place the cable, apply slight pressure and the clamp locks itself with a sharp clic.

1. Installation with wood screw and Nylon plug




WS40



CC78

2. Installation with Spacers, buttonhead wood screw pressed-on washer and Nylon plug




WS125

SP85

RB80

CC78

3. Installation with Hammer Set Plug (with or without spacer)



HSP6/84

RB80

FN6

CC78


HSP6/90

SP85

FN6

CC78

4. Installation with M8/M6 stainless steel spacer, FN6 and flush metal anchor



HPM8-SS

SSP6/75/8

FN6

CC78